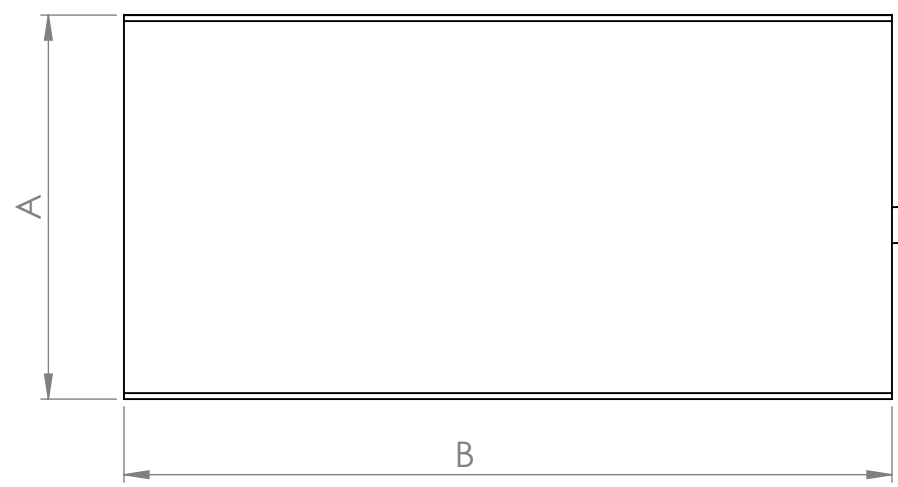


4

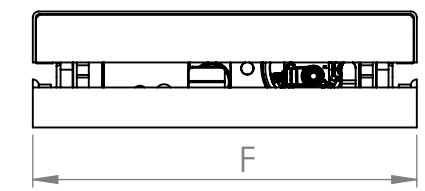
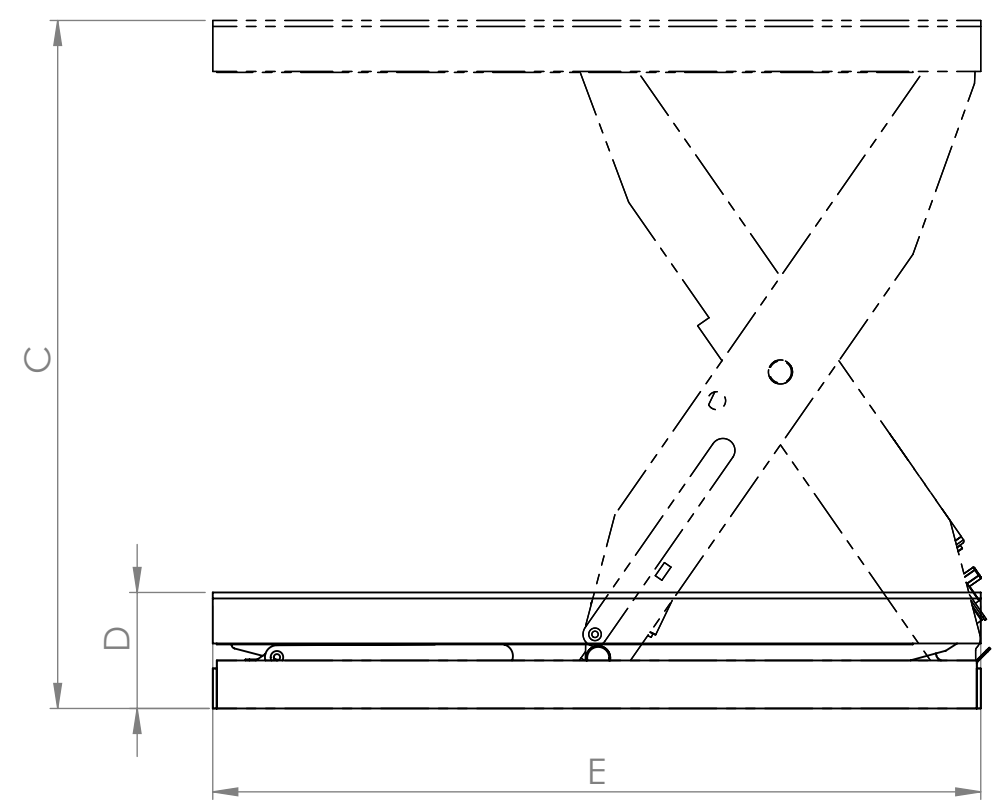
3

2

1



PLATFORM WIDTH (A) _____
 PLATFORM LENGTH (B) _____
 RAISED HEIGHT (C) _____
 LOWERED HEIGHT (D) _____
 BASE LENGTH (E) _____
 BASE WIDTH (F) _____
 CAPACITY _____
 VOLTAGE _____



B

B

A

A

PROPRIETARY AND CONFIDENTIAL
 THE INFORMATION CONTAINED IN THIS DRAWING IS THE SOLE PROPERTY OF LIFT PRODUCTS INC. ANY REPRODUCTION IN PART OR AS A WHOLE WITHOUT THE WRITTEN PERMISSION OF LIFT PRODUCTS INC. IS PROHIBITED.

		UNLESS OTHERWISE SPECIFIED:		NAME	DATE	LIFT PRODUCTS INC.	
		DIMENSIONS ARE IN INCHES		DRAWN	Scott	11/21/2017	TITLE:
		TOLERANCES:		CHECKED			
		FRACTIONAL ±		ENG APPR.			
		ANGULAR: MACH ± BEND ±		MFG APPR.			
		TWO PLACE DECIMAL ±		Q.A.			BASIC TABLE
		THREE PLACE DECIMAL ±		COMMENTS:			
		INTERPRET GEOMETRIC TOLERANCING PER:		LPI			SIZE
		MATERIAL		DLR			DWG. NO.
		FINISH					REV
NEXT ASSY	USED ON	APPLICATION		DO NOT SCALE DRAWING		SCALE: 1:12 WEIGHT:	
						SHEET 1 OF 1	

4

3

2

1